



# Dust in the Wind

May 2023

**LCPS**

**Mission Statement**

We seek to unite artists from beginner to professional who are interested in the pastel medium and to serve their needs by encouraging artistic growth and development through education and sharing. We also work to create public awareness of pastel as a unique and beautiful art form.

From the President	1
Members Meeting	3
Open Position	5
Upcoming Events	6
Challenge	12
Workshop	13
Articles	15
Member News	17
Calendar	21

## From the President



### Count Down

“Distracted from distractions by distractions.” - T.S. Elliot

I recently retired, and the first question that people ask me when I share this news is “what are you going to do now?” My first response is “everything I have not had time to do” and my most enthusiastic response is “make art!” But what


has caught me by surprise is how HARD it is to settle down and focus on what my next thing is going to be.

It feels like everything I have wanted to do but didn’t have time for has been accumulating in a big box. On April 1, the lid to that box blew off, shooting a confetti cannon of potential to-do items into the air. Here is a quick list I came up with this week to get myself on track.

### Get Focused Art Project

10. Pull out one old “yuk” piece and rework it. You can’t wreck what is already bad! Pull out an old “ok” piece and write down 10 things you like about it, and 10 things you don’t like. Fix ONE thing, then put it away again.
9. Do a study (copy) of one of your favorite artists. Note five techniques to apply.
8. Use a new medium (I recently did this with Pan Pastels and it was a BLAST!)
7. Do NOT look at any social media for a week!
6. Take a subject and sketch it. Then draw it with as much detail as possible. Then deconstruct it 5-7 times distilling it to the least amount of information necessary to tell the story.
5. Take 15 pastels (3 of each value – light, medium light, medium, medium dark and dark) and go outside to paint. I tried this one out this morning. I will swap out a few of the colors and try this again.
4. Paint a monochromatic painting of something you don’t ordinarily paint.

3. Use a color palette from a favorite painting and apply it to one of your subjects. Here is my work in progress.



2. Follow Anders Zorn's lead -- paint using only black & gray, white, yellow ochre and red.

1. Do the work. Preparation, Planning and Pondering are well and good, but when there are too many ideas getting in the way, act and let the results dictate the next step.

It still felt like a whirlwind week but looking back it's nice to have a few boxes checked!

I'm very excited about and hope to see you at our upcoming ALL MEMBER MEETING - Dawn Emerson demonstration! You won't want to miss this!

Happy Spring!

Wendy Peterson, President

[Wlpeteking@gmail.com](mailto:Wlpeteking@gmail.com)

651-247-4405



# Members Meeting

## RECAP OF THE MARCH 14 MEETING AT TOTEM POLE PARK

We had a good crowd attend the meeting presentation by Ann Solyst. Her topic was on “Hard Pastels and My Creative Process.” Since the projector was not working, she began by showing some of her original designs that she calls “Creatures,” which are fantasy animals made by combining two real animals.

Ann’s process starts with some basic sketches. From the sketches she will get ideas how to combine the animals. After deciding on a design, she begins her pastel work with a simple outline in willow charcoal and gradually adds layers of pastel to develop value and texture. Ann also elaborated on the type of materials she uses in her drawings, which were:

- Hand selected hard pastels which were mostly more muted hues.
- Canson MI-Tientes paper
- Willow charcoal for her drawings
- Charcoal pencils, both black and white, since she uses color paper mostly.
- A Blending stump and
- Kneaded eraser

This led to a discussion of materials and differences between hard and soft pastels. She answered all questions that were posed. Ann passed out paper and hard pastel sticks around so everyone attending had a chance to play with it on the paper. This was followed by a demo of how she approached her sketches. Although similar to soft pastels, the sticks are much more compact. A quick review of the advantages to her for using hard pastels is that they are:

- Less dusty
- More affordable
- Good for details and fine lines
- Easier to Control
- More durable and they don’t break as easily, like when you are traveling
- Can be used with soft pastels, such as the underpainting of the picture.

The second portion of her presentation was talking about her creative process and how it developed. She covered the following topics:

- Affordability
- Versatility and Portability
- Treating Pastels as a drawing Medium
- Love of Animals
- Love of History
- Celebration of individuality
- What is it like submitting my work to competitions and shows?

She began with a box of conte crayons she inherited from her mom. At the time she really could not justify spending \$3 for one pastel. Later, the hard pastels were more affordable and accessible than soft pastels. She also went with a cheaper brand of paper. When it came to versatility and portability, pastels were much more like a drawing medium than either oil and pastels did not need a solvent to work with. They could be packed up and transported very easily. The materials were light weight and there was no need for a studio. Drawing could easily be done on her lap when sitting.

She has always loved animals as a topic. So, when starting a new medium, it made sense to begin with animals. Ann became bored with drawing animals and decided to add a few new “Creatures” to her repertoire. They sold well and were more fulfilling as an artist. She now draws predominately these creatures or Anthropomorphs.



Ann Solyst giving her presentation on hard pastels

Ann also loves history and historically people have drawn all kinds of different animals. Before cameras, people would come back from world travels and speak of other fantastic animals in other parts of the world, thus began the history of Bestiaries. She also loved the details used in drawings of natural history or botanical drawings. So, she made sure her drawings were believable and natural looking. Of course, she admits that her perspective is Eurocentric.

Ann also finds her drawings to be celebrations of individuality. When she first drew her animal combinations, she noted that many people were drawn to them. Everyone looks for something they can relate to. Something that makes them different and unique from others. Not everyone fits into a category. Most people at one point or another felt excluded or outside the normal. There is a lot of pressure in our society to fit in and belong. Ann's drawings emphasize the beauty, the possibility and charm of not belonging. As such, when they would find her works and laugh with joy, she enjoyed finding that others were seeking this individuality in her art work. So, she made more and found them quite enjoyable.



Following the presentation people were offered charcoal sticks and paper to create some of their own animal, inanimate or landscape drawings to inspire their creativity.

Steve Budas  
LCPS Program Chair

### *Susan Rowe*

On March 14, 2023, we were treated to a presentation on using hard pastels by Minnesota artist, Ann Solyst. Here are some bits and pieces from Ann's wonderful talk:

- Hard pastels have more chalk and less pigment. They are good for sharp lines, cross-hatching, and are not messy.
- Ann focuses on Value, likes to use the rough side of Canon Mi-Tientes paper, and uses black and white charcoal pencils to begin a drawing.
- She scribbles in fields of color to begin, and blends colors by layering one over the other.
- Often her subjects are fanciful beings made by combining two unlike animals into one fantastic creature! Some examples she displayed were "Butterfrog," "Sea Urchin-Hedgehog," and "Bunny Puffin." She considers her drawings field sketches of imaginary animals. They are celebrations of individuality.

Ann said, "Weird can be beautiful." We who were present could agree!

- "My creatures are unique, and happy to be so," she also said.

Later, we were invited to try our hands at creating our own mash-up animals. It was an excellent exercise for the imagination.

The evening went by quickly, It was fun to laugh at Ann's creations - and have her laugh along as well

# Open Positions

## Public Relations/Advertising -2 years term

Are you good at Facebook and Instagram?

Do you like to write?

Want to increase visibility for our group and gain sponsorships?

Would you like to help increase participation in shows, workshops, membership?

**Skills needed:**

Experience creating postings and events in Facebook and Instagram

Able to write short articles and ads

Good at researching local publications for ad placement

Willing to approach existing and potential sponsors

**Time Commitment:**

1 ½ hour monthly board meeting prep and attendance

2 hour member meeting attendance (optional)

Approx 1 hour per month for creating social media posts

Create Ads for 2 Art exhibitions and 2 workshops per year.

3 Annual sponsorship renewals with existing sponsors

You can share this role with another person, or create a committee to take on all of the tasks.

For a full position description, contact Susan Warner

[susanmwarner@hotmail.com](mailto:susanmwarner@hotmail.com)

## Vice President - 2 years term

followed by 2 year President term and 2 year Past President Term

This is the biggest commitment to LCPS. If you have been a member and want to make a long-term commitment to the future of our group, please consider taking on this role

For more information please email Wendy at

[Wlpeteking@gmail.com](mailto:Wlpeteking@gmail.com).

## Exhibits (Be a member of the Exhibits Team)

2 years term

Do you have an eye for hanging art?

Do you want to help our group find great galleries for our exhibitions?

Do you have experience planning events?

**Skills needed:**

Writing skills for prospectus and gallery applications

Organizations skills for deadlines and tracking participants

Word and Spreadsheet skills for creating labels

Contacts for galleries and judges

Ability to delegate and manage a small team of volunteers

**Time Commitment:**

Prep, plan and manage 2 shows per year

2 hour board meeting per month

2 hour per month member meeting attendance (optional)

Time to find appropriate venues for future shows

Be present at drop-off, set-up, take-down and pick-up for shows

It is highly advised that you share this role with another person, or create a committee to take on all of the tasks.

For a full position description, contact Susan Estil at

[sestill58@gmail.com](mailto:sestill58@gmail.com)

**Exhibits Committee co-Chair:**

Work with partner to locate and Coordinate 2 annual exhibitions for LCPS. One is judged, one is not judged. Position entails talking to gallery staff and handling administrative details of publishing notice of exhibits to our membership and gathering entries. Sometimes you will help hang an exhibit depending upon the hosting gallery policy.

## Secretary - 2 years term

Do you like to write?

Can you be available for the Board meetings each month?

**Skills needed:**

Listening and Writing skills for reporting on monthly board meetings

For a full position description, contact Nancy Dahlof

**BLICK**<sup>®</sup>  
**art materials**

# Upcoming Events

## May 9, Members Meeting, 7 – 9PM, New Brighton Community Center

Dawn Emerson, who is teaching the workshop this spring, will demo her technique for the meeting's presentation. The presentation will be done in the community room on the first floor of the New Brighton Community Center. Dawn spent most of her adult life living in a log home and studio in the high plateau desert of Central Oregon and the change was huge. The wide-open space of the west, with all its inhabitants and unique topography encouraged new artistic expression. When she took workshops in pastel, she fell in love with the medium. She has been recognized for her work by respected pastel societies.

She began printmaking in 2008, and that led to incorporating mixed media into her work. Dawn produced a book titled "Pastel Innovations," which was published in 2017 and is now printed in 4 languages. She has 6 instructional DVDs and made a new video which is now available on Vimeo titled "Breaking New Ground." It features new techniques about layering pastel with water mixable oil. If you do not sign up for the workshop, this is a great way to learn more from a great artist. This demo is open to the public.



## July 11, Paint Out, 3 – 7PM, Keller Regional Lake, Ramsey County

Join other members for a wonderful time painting outside. We may also have other, more experienced painters joining us for a great outdoor experience. Our park destination is Keller Regional Lake (and park) just off of Hwy 61, north of St. Paul. Last year the group enjoyed a fantastic weather day and the month of July is mostly without rain, so we hope to see you there.



On the island of Keller Lake

## September 12, Members Meeting, 7 – 9PM, New Brighton Community Center

Many people work with outdoor scenes, but have you ever tried doing a still life painting? Or even had questions about doing the background for it, light angles, objects use, etc. Come for this meeting and hear what options and techniques you may learn about from member Kathe Drake. Kathe Drake is an award-winning pastel and oil painter. Like many artists, she has been creating art since childhood. She graduated from the University of Minnesota with a minor in art and furthered her studies at the Minnesota River School of Fine Art, where she went on to teach pastel painting.

## October Special Meeting

On October 10 th, Desmond O'Hagen will give a live demonstration of his painting technique in the family room of the New Brighton Community Center. If you are not attending his workshop, it is worth getting some new ideas and tips on working with pastels from an expert, at no additional cost to you.

## VOLUNTEER PAINTERS NEEDED!

Yes, for the November 14 Meeting we are planning a “Paint Around.” If you have never seen this type of meeting, it is a must see. We will need 5 volunteer painters to take part in this event. (Painters will get more details after you sign up.) The five people will bring one of their own printed pictures, start on their painting and after about 20 minutes, pass their canvas onto the next painter. We have one person so far, but need four more. No previous experience with this concept necessary. It is fun and challenging for those participating. Everyone else will be watching and sharing ideas or suggestions or asking questions. This is an excellent opportunity for intermediate painters, in having the experience and getting feedback.

If you are interested in being one of the painters, contact [Steve.budas@bitstream.net](mailto:Steve.budas@bitstream.net). A fuller description will be given later. IT WILL BE GREAT FUN FOR ALL.

Steve Budas  
LCPS Program Chair

## IAPS ASTM Pastel Lightfastness Standard

Some of you asked about the recent study conducted by ASTM on the lightfastness of various pastel brands. Here are two links from the IAPS website.

<https://www.youtube.com/watch?v=fsxF2nMxwkQ>

This is a presentation and explanation by Michael Skalka, Chair of the ASTM art materials committee. (54 minutes)

<https://www.youtube.com/watch?v=r0FYH9GdSjU>

This is a conversation with IAPS Materials team - Richard McKinley, Shirley Anderson and Susan Weber about the ASTM pastel lightfastness standard.

## STUDIO TOURS

A new program we would like to start this year is called “Studio Tours.” The main purpose of the tours is for those within the same region to get to know each other better. Many of you are not able to make the meetings due to distance, or not having them on a weekend, or not having them during the daytime hours. However, if you get an invitation to visit someone’s ‘studio’, then you can meet someone nearby and make plans in the future to meet again. By ‘studio’ we may not mean actual studio, but the space in one’s home that is used or dedicated to pastel painting.

Once you meet each other, you can plan future activities, like possibly car pool to the same event, schedule a time to paint together, ordering supplies together for better discounts, find out about nearby galleries to exhibit, or trade other tidbits of information about working with pastels. We have five going so far this year, but if you have not received an invitation AND you may have a studio to show others, let me know, and we can set up a hosting event to invite your regional neighbors. The studio idea will also give new members an idea about setting up in their own home that works for them. The guidelines are simple, just let me know if you are interested. Steve can be emailed at [steve.budas@bitstream.net](mailto:steve.budas@bitstream.net).

Steve Budas  
LCPS Program Chair

## Lake Country Pastel Society - 2023 Judged Exhibit

Saturday August 26th-Monday, October 2, 2023

Hosted by: First Presbyterian Church – 535 20th Ave. N South St. Paul

AWARDS – Over \$800 in prizes

JUDGE OF AWARDS – Hannah Heyer,

Hannah is a self-taught artist living and working in rural southeastern Minnesota. Working in oils and watercolour, her work is a study of place, time, and season. You can learn more about Hannah on her website, Facebook or Instagram page. [https://ambitioussnail.blogspot.com/?fbclid=IwAR2VsEs02DvMU\\_xFjSeTmaPeZofiaPCu0RMpMMQbCA\\_MnF6zO6P-gEegdl2D0](https://ambitioussnail.blogspot.com/?fbclid=IwAR2VsEs02DvMU_xFjSeTmaPeZofiaPCu0RMpMMQbCA_MnF6zO6P-gEegdl2D0)

### PROMOTION

This is a beautiful venue with a tradition for supporting the arts. It is also a busy venue, open six days per week, with many weekly events resulting in a high volume of foot traffic.

Online Promotion: Entry photos will be posted on the LCPS website and featured on the LCPS Facebook and Instagram pages starting August 8. Winning entries will then be showcased after they are announced at the Opening Reception.

### PROSPECTUS Calendar

- August 1 – Entry Deadline. Forms and payment due. (No Late Entries Accepted)
- August 24th, 10am-2pm (Thursday) - Drop Off of Artwork
- Hanging of the show will be from 2pm-4pm
- August 26, 2pm-5pm (Saturday) - Opening Reception, Juror Talk and Awards Presentation
- October 2, 11am-2pm (Monday) - Pickup of Artwork

Paintings must be picked up and dropped off during listed times. (If unavailable on list drop off arrangements must be made with other LCPS members for drop off at the stated date/time.)

### Eligibility and Restrictions

Must be a current Member of LCPS (Membership renewals can be made online.)

Exhibit entry fee is \$20 for 1 piece; \$25 for 2 pieces; \$30 for 3 pieces.

In lieu of a sales commission, a donation in the amount of 20% of sales price will be made to the church.

- Paintings must be 85% soft pastels, no oil pastel
- Artwork must be completed within 2 years of exhibit start date
- Work must not be completed under supervision or classwork
- Paintings from past exhibitions are not eligible
- No title or price changes after submission
- Paintings must be framed, under glass, and ready to hang with wires attached. (No sawtooth hangers)
- Artwork must remain until the end of the show.
- Paintings must be tasteful and respect family viewing. (No nudes)



## Insurance and Liability


All Possible care will be taken with your artwork, however LCPS is not responsible for loss or damage to artwork at any time. Artists must arrange insurance if desired.

## Entry Procedure

1. Fill out and sign the entry form. Mail the entry form and check (Payable to LCPS), postmarked by Tuesday, August 1st to: Wendy Peterson, 811 Hidden Lake Road, Roberts, WI 54023
2. Email a high quality jpeg (jpg) image file to [wlpeteking@gmail.com](mailto:wlpeteking@gmail.com). Please name your file last name, first initial and title of the work. e.g. lastname\_first initial\_title.jpg.
3. Fill out ID tags to match entry information and attach to the upper left corner of the back of the painting before drop off.

Questions: Contact—Wendy Peterson, President, [wlpeteking@gmail.com](mailto:wlpeteking@gmail.com), 651-247-4405

We will try to organize a list of volunteers to drop-off and pick-up paintings if you are not able to do so on the scheduled dates. But it is always best to reach out to another member directly.



**THE WORLD'S  
ONLY ONLINE  
VIRTUAL PASTEL  
CONFERENCE** **LEARN MORE.**

3rd Annual  
**PASTEL**  
**LIVE**  
Online  
AUG. 17-19, 2023

# Entry Form for the Lake Country Pastel Society 2023 Judged Exhibit

Name \_\_\_\_\_ Address \_\_\_\_\_

City \_\_\_\_\_ State \_\_\_\_\_ ZIP \_\_\_\_\_

Phone \_\_\_\_\_

Email \_\_\_\_\_

\_\_\_\_\_ I am available to help hang the exhibit Thursday, August 24th 2pm-4pm

\_\_\_\_\_ I am willing to hold and deliver pieces to or from the exhibit location

## I AGREE TO ALL THE TERMS SET FORTH IN THE PROSPECTUS

Signed \_\_\_\_\_ Dated \_\_\_\_\_

Entry #1

Title \_\_\_\_\_

Price (Including 20% Donation to FPC) \_\_\_\_\_

Not for Sale \_\_\_\_\_

UnFramed Dimensions: Height \_\_\_\_\_ Width \_\_\_\_\_

Entry #2

Title \_\_\_\_\_

Price (Including 20% Donation to FPC) \_\_\_\_\_

Not for Sale \_\_\_\_\_

UnFramed Dimensions: Height \_\_\_\_\_ Width \_\_\_\_\_

Entry #3

Title \_\_\_\_\_

Price (Including 20% Donation to FPC) \_\_\_\_\_

Not for Sale \_\_\_\_\_

UnFramed Dimensions: Height \_\_\_\_\_ Width \_\_\_\_\_

## ID TAGS for the back of your paintings

Artist \_\_\_\_\_

Title \_\_\_\_\_

Dimensions \_\_\_\_\_

Price \_\_\_\_\_

Phone \_\_\_\_\_

Artist \_\_\_\_\_

Title \_\_\_\_\_

Dimensions \_\_\_\_\_

Price \_\_\_\_\_

Phone \_\_\_\_\_

Artist \_\_\_\_\_

Title \_\_\_\_\_

Dimensions \_\_\_\_\_

Price \_\_\_\_\_

Phone \_\_\_\_\_

# Challenge

Thank you to everyone who participated in our Spring Challenge. The beautiful paintings may have helped – the snow IS FINALLY GONE!

The two winners are:




Spring Thaw  
Wendy Peterson



Texas Roadside  
Shelley Aquino Brandon

Each winner will receive a Diane Townsend Dry Pigment Ground (item on Dawn Emerson's materials list) – One winner gets white and the other winner gets umber – value \$10 each. The prizes will be handed out at the May Member Meeting, or if not present, mailed out.



Bike Path  
Steve Budas



Linda Adams




Joanne Meierhofer



Linda Ricklefs Baudry

“CAPTURING LIGHT-  
Interpreting Values and Shapes”  
with Desmond O’Hagan.  
October 9-11, 2023

Desmond O’Hagan is an award-winning artist who has exhibited nationally and internationally. He is listed in Who’s Who in American Art, is a Master Pastelist with the Pastel Society of America and has achieved Eminent Pastelist status with IAPS.



O’Hagan’s workshop is designed to help you reach the next level in your pastel painting, emphasizing composition and technique through a more painterly approach. Check out his website at [www.desmondohagan.com](http://www.desmondohagan.com).

The workshop will be held at the New Brighton Community Center, New Brighton, MN. The fee is \$425 for members (\$450 for non-members).

Registration forms are below.

Initial Registration Form

DESMOND O'HAGAN WORKSHOP — LAKE COUNTRY PASTEL SOCIETY — OCTOBER 9-11, 2023

Name: \_\_\_\_\_

Address: \_\_\_\_\_

\_\_\_\_\_

Cell Phone: \_\_\_\_\_ Other: \_\_\_\_\_

E-mail: \_\_\_\_\_

Amount enclosed: \_\_\_\_\_ \$100 Down Payment or  
\_\_\_\_\_ \$425 Full Payment (\$450 non-members)

Make check payable to LCPS and mail to: Becky Jokela, LCPS Workshop  
37429 65th Avenue  
Cannon Falls, MN 55009  
[bjokela@gmail.com](mailto:bjokela@gmail.com)



DESMOND O'HAGAN WORKSHOP — LAKE COUNTRY PASTEL SOCIETY — OCTOBER 9-11, 2023

\*Return this portion with balance by September 1, 2023\*

Name: \_\_\_\_\_

Address: \_\_\_\_\_

\_\_\_\_\_

Cell Phone: \_\_\_\_\_ Other: \_\_\_\_\_

E-mail: \_\_\_\_\_

Amount enclosed: \_\_\_\_\_ \$325 due if initial payment was \$100 (\$350 non-members) or  
\_\_\_\_\_ \$425 Full Payment (\$450 non-members)

Make check payable to LCPS and mail by 09/01/2023 to: Becky Jokela, LCPS Workshop  
37429 65th Avenue  
Cannon Falls, MN 55009  
[bjokela@gmail.com](mailto:bjokela@gmail.com)

## *Eileen France*

Here are tips for paintings.

Experiment on a regular basis. Some things work and others are for another day.

Instead of a photo, work from life.

Instead of landscape, do a still life.

Instead of a still life, do a landscape.

Try a portrait or a figure for a change.

Do a flower close up from life.

Change the point of view of the subject you are painting. Start with a simple object and sketch it at eye level, then sketch it sitting on the floor, and finally sketch it placed above you on a shelf.

Try a night scene.

Choose a simple landscape and paint it with warm sunshine. Then imagine it on a cloudy day. Think about how the colors would change.

Do a scene over and over cropping it smaller and smaller until it is an abstract image. Elizabeth Mowry.

Experiment with your pastels. Use the tip to make fine delicate strokes with gentle pressure. Use firm pressure to make bolder strokes. Turn the pastel on its side and make broad strokes. Use your whole arm.

Increase and decrease pressure and feel the difference.

Always be open to try something new

## *Patricia Duncan*

“Finding the Beauty and the Joy of Plein air Painting in the Sonoran Desert of Arizona”

The Arizona Plein air experience has been an opportunity for a sense of adventure, stepping out of my comfort zone, risk taking and focusing on an “inward spiritual journey”.

My husband, Ken and I arrived in Oracle, Arizona, December 6th, 2022 and spent time getting settled in and more acquainted with Tucson and the surrounding areas.



As I venture out to explore possible painting sites in this newly found desert landscape, I find an inner excitement and desire to discover more about the newness of this Plein air experience. The desert provides a rich and an abundant ecosystem and everything has a purpose.



My whole sensory experience is heightened by the visual sights, the smells, the sounds and finding myself more attentive to everything around me. The main goal is to be present and fully engaged in the moment!

The winter months of December, January and February provided several challenges. First the weather (some rainy and snowy days), and I may add not anything like back home in the Midwest though! Another challenge was to express beauty through my painting experience of the desert's severe and stark dormant landscape with very little color. With that in mind, it did not deter me from embracing the raw beauty and enjoying the warmth of the sun filled days and most importantly being the beneficiary of these beautiful "gifts".



The Ranch Countryside of Catalina and Oro Valley, the Catalina State Park, Picacho Peak (known for its beautiful Mexican golden poppies and lupine), Oracle State Park (hiking trails and the Historic Kannally Ranch) and Sabina Canyon (Santa Catalina Mountains and Foothills) are some of the places that I was intrigued by the rugged beauty, the history, the spirit and the light.

Lastly, I would mention some of God's creatures that were home to the desert Plein air painting experience too! Javelina's, coyotes, snakes, horses, roosters, tarantulas, scorpions, road runners, Gamble's quail, all of which I have had the "pleasure" of seeing on occasion!

I would welcome a visit and an opportunity to Plein air paint in this beautiful Sonoran desert and make new discoveries for yourself!

## *Cheryl LeClair-Sommer*

Judy Lieber, age 87, passed away on October 6, 2022. Judy had been a member of LCPS for many years attending meetings, volunteering, and participating in exhibits and workshops. Her effervescent personality and constant smile were infectious. She was an avid artist, painting in many mediums, including soft pastel. Judy was born in Chicago but moved to MN in 1971. She was active in the Minnesota arts community serving on boards of many arts organizations and educating others at area art centers. Her paintings earned her dozens of prestigious awards. She will be sorely missed by the arts community.

Below: Self-Portrait

Dancers





# Member News

## MaryAnn Cleary

This past week I received a pleasant surprise. I received an email from the East Central Regional Arts Council telling me that I am a lucky recipient of the “Essential Artist Award” funded through them. It is a grant for \$8K. It is such an honor. With this grant, I plan on creating ten new, large paintings and also, purchasing some pastels and other supplies. So excited!

Next month, there will also be an exhibition at the Jaques Art Center in Aitkin, MN. The exhibition is called “Casting Shadows”. It opens May 12, through July 3, 2023. The opening reception is May 13th from noon to 3p.m. with awards announced at 1 pm. I have entered two pastels into the exhibition and one of them is below.

“Prairie Grasses” will be in the Jaques exhibition.



Prairie Grasses  
12 x 12 inches on a textured board

Below is one of my latest pastels. I am doing a series of work of the prairies where I live. We have about forty acres that is part of a conservation project. The last couple of years, the area has become a haven for birds and wild life. Here is 12 x 12 inch study done on a textured board in pastel. I am trying to incorporate textured areas with a more smooth and soft areas. It is a learning process and so much fun to do. Also, I am building layers by using a fixative.



Autumn Grasses  
12 x 12 inches, pastel on gatorboard.

## Lisa Stauffer

I was honored to be awarded the status of Eminent Pastelist by the International Association Of Pastel Societies. My painting, Weathered White Barn, is included in the recent Master Circle exhibition which is up on their website now. They will award the pins at the next IAPS conference which is in June 2024.

I will be teaching Plein Air Painting in Pastel, July 3-7, including nocturne and a chance to paint fireworks (weather permitting!)

More details under workshops on my website at- [lisastauffer.com](http://lisastauffer.com)

This class will be in Grand Marais, MN. Feel free to email if you have questions, [lksart@aol.com](mailto:lksart@aol.com)



Time Rolls On


## *Carl Nelson*

I've been out of the loop for a while, but getting back into my pastel work.

Here are two recent pieces that I will be showing (with additional work) in the Studio Pintura gallery during Art-A-Whirl, May 19, 20 and 21. The gallery is located on the second floor (enter at dock 6 and take the elevator) in the Northrup King building.

I'll be showing with a group of artists in this space. Stop by if you decide to take in this very unique event... collectively, with all the studios together, Art-A-Whirl is considered to be the largest open studio tour in the country.

Hope to see you there!



Rock Solid



Queen Anne's Lace

## *Ann Solyst*

This month I cleaned out and re-organized my art studio and I am so happy with the result! I am spending more time in my improved space and already noticing a difference in my productivity, which is good because I need to create a lot of artwork for the summer. I have been accepted into several summer art shows including Stone Arch Bridge Art Festival, Loring Park Art Fair, Powderhorn Art Fair, and the Grand Marais Arts Festival. I am really looking forward to the summer and all the beautiful art to experience.

Here is one of my reticent Creatures that will be available for sale this summer



Urchin  
9"x12"

## *Dianna Shandorf*

I have a little piece of news. My painting Call of the Wild was accepted into the IAPS 42nd Open Division Juried Exhibition. I'm honored to be included in this online show.



The painting is not as much about the cat as it is about its owner, who is suggested from the viewpoint of the painting. They both are safe and protected in their orderly indoor world, but look out and long for the world of nature. I wanted to contrast the vibrance and movement of what is outside with the symmetry and quietude of the inside. It also was interesting to make a sort of triptych without it really being one.

## *Marilyn Meyer*

I will share my recent pastel painting of a Male Bullock's Oriole. Pastel pencil on an 9" x 12" Burgundy Art Spectrum Colourfix Paper.



*Fred Somers*



Adirondack Borders  
9x12 pastel on mounted canson  
Trip to upper state New York new imagery past Oct 2023



"Border Waters" Adirondacks 2023  
20x20 pastel on mounted  
Stonehenge  
23 carat Gold

*Rita Kirkman*

Some Paint-Along fun with Rita Kirkman! Join along on Zoom with one (or both!) of these fun topics and subjects:

May 20 "Baby Hereford" Paint this sweet Springtime calf with us!

June 17 "Little Pink Piglet" Who doesn't love a pretty piglet?

Each Paint-Along is only \$25. Register EARLY to have time to prep your drawings. Rita will send you the Zoom invitations, the reference photos, suggested materials, and even line drawings for the animals that you can use to transfer to your board or paper in case you don't have time to freehand your drawings. No drawing skills required!

Rita will be using pastel with an acrylic-based underpainting, but you can use the medium of your choice. Plenty of instruction will focus on values and temperature which are universal to all color mediums.

**"Baby Hereford"  
Paint-Along!**  
on Zoom

photo

Paint this sweet  
Springtime calf!

**Saturday  
May 20, 2023  
1pm CT**

(Registration link in  
description or IG profile)

KIRKMAN PSA

**"Little Pink Piglet"  
Paint-Along!**

photo

Who doesn't love a  
pretty pink piglet?

Paint along with us  
**Saturday  
June 17, 2023, at 1pm CT**

(Registration link  
in description  
or IG profile Linktree)

KIRKMAN PSA

The paint-alongs will start at 1pm Central Time and will last about 2 hours.  
(Registration includes links to the videos which will be sent out just a few days later, so if you miss the date, no worries!)

Register here for “Baby Hereford” May 20

<https://www.ritakirkman.com/workshop/33220/baby-hereford-paint-along-on-zoom>

Register here for “Little Pink Piglet” June 17

<https://www.ritakirkman.com/workshop/33227/little-pink-piglet-paint-along-on-zoom>

### *Joanne Meierhofer*

These three 12x9 pastels, Weather, Weather, and Water were in a recent exhibit entitled, Listening in:the Earth is Speaking. It was sponsored by CBAC(Chequamegon Bay Arts Council), and held at the Washburn Cultural Center in Washburn Wisconsin.



Although it was a multimedia exhibit there were an impressive number of pastels. A pastel by Gretchen Burke (my daughter) won for overall best interpretation of the theme. And “Water” won the people’s choice for the pastel category.

## Board of Directors

### *President*

Wendy Peterson  
651-247-4405

### *Vice President*

OPEN

### *Treasurer*

Susan Warner  
832-663-1815

### *Secretary*

Nancy Dahlof  
952-544-8927

### *Program Chair*

Steve Budas  
952-221-6285

### *Exhibit Chair*

OPEN

### *Workshops*

Becky Jokela  
507-263-5681

### *Public Relations*

OPEN

### *Mentoring Program*

Eileen France  
717-572-1205

### *Membership Chair*

Michelle Wegler  
218-343-6887

### *Historian and Newsletter Chair*

Dian Dewi  
612-999-3106

### *Past co-Presidents*

Christine Tierney  
612-210-3377  
Pat Duncan  
612-644-6798

## Lake Country Pastel Society 2023 Calendar

### May 2023

- 1 — May Newsletter published
- 2 — 5.30-7PM Zoom Board meeting
- 8-10 — Workshop – Dawn Emerson.  
FULL with waiting list
- 9 — 7-9PM Member Meeting with Guest  
Presenter – Dawn Emerson. DON'T  
MISS THIS EVENT!!

\*Members and a guest are welcome!

### June 2023

- 1-15 — June Challenge
- 26 — Submit Art, news, awards etc. for  
July newsletter

### July 2023

- 1 — July Newsletter published
- 11 — 3-7PM ANNUAL PAINT-OUT  
EVENT - Keller Lake Regional Park  
3-7PM

### August 2023

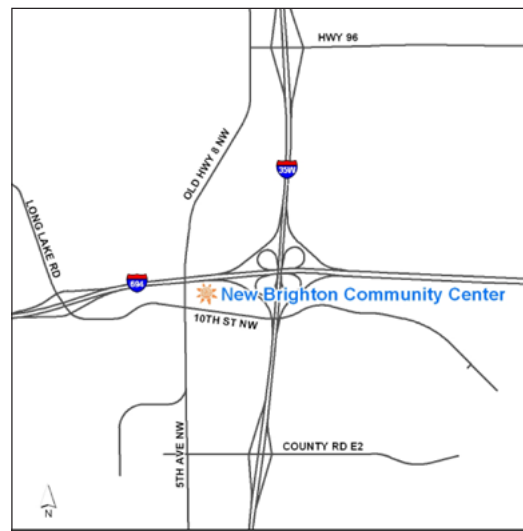
- 1-15 — August Challenge
- 27 — Submit Art, news, awards etc. for  
July newsletter
- Tentative Judged Exhibit

### September 2023

- 1 — September Newsletter published
- 12 — 7-9PM Member Meeting with  
Guest Presenter – Kathy Drake - Still  
Life Demonstration.

### October 2023

- 9-11 Workshop - Desmond O'Hagen  
SPECIAL MEMBER MEETING - DESMOND  
O-HAGEN DEMONSTRATION



**New Brighton Community Center  
400 10th Street NW  
New Brighton, MN 55112**

**In case of bad weather .....**

**LCPS will email members by noon  
the day of the meeting and will con-  
tact people who don't have email.**

**If you have questions, call Wendy  
Peterson 651-247-4405.**

