

Dust in the Wind

July 2025

From the President



SO MANY QUESTIONS, SO FEW ANSWERS

We seek to unite artists from beginner to professional who are interested in the pastel medium and to serve their needs by encouraging artistic growth and development through education and sharing. We also work to create public awareness of pastel as a unique and beautiful art form.

I was recently speaking with a very bright and ambitious Museum Studies student at University of Denver (she is a full-time Masters student AND works at three local contemporary museums!) She told me that across the country museum attendance fell during the Covid 19 pandemic and has yet to return to pre-pandemic levels. A quick Google search indicated that our local MIA and WALKER museums report the same sluggish return to normal visitation.

For days I have ruminated on this. Why are people not returning to museums? Why do people go to museums in the first place? Why do I go to art museums? What would it take to lure old patrons back and how can new patrons be enticed to visit?

Part of our art museum conversation included a description of the current exhibitions in town that she was very excited about. They included:

- Museum of Contemporary Art Denver - The Future is Present, The Harbinger is Home: Through this exhibition audiences are invited to explore the role of New Orleans and other climate-vulnerable regions of the world, as points of departure for examining our collective future as it relates to climate change, legacies of colonialism, and definitions of belonging and home.
- Denver Art Museum - an exhibition by Kent Monkman "History is Painted by the Victors". Monkman is known for his provocative interventions into Western European and American art history. Through his painting, Monkman pushes forward an understanding of the lived experiences of Indigenous people today while confronting colonial injustices. This exhibition contains depictions of violence and nudity.

And the rest of the story. This Denver visit was with my husband and two sons (ages 25 and 27.) During our three day stay we visited the Denver Zoo, went to a Colorado Rockies baseball game and visited the Wings Over the Rockies Air and Space Museum.

Now, you might be thinking – "oh, I get it – it was more about what they wanted to do." But no, it was just that neither of those exhibits interested me. Why? I have given this a great deal of thought and have come up with a few solid reasons and a few vague gut feelings. But bottom-line, when given the choice of activities, the museums didn't make the list this time. How about you? Do one or both of these intrigue you enough to visit (assuming you're visiting Denver)? Why or why not?

From the President	1
Upcoming events	4
Members meeting	6
Workshops	9
Exhibition	11
Articles	
Challenge	12
Member News	13
Calendar	18

What types of exhibits DO interest me? Others? What are the most visited exhibits at MIA? The Vikings” drew 212,956 visitors, “Impressionism” Selections from Five American Museums (155,198) and China’s Terracotta Warriors: The First Emperor’s Legacy 146,507 visitors! And if you’ve ever attended their Art In Bloom exhibit you can’t deny its popularity. The Walker Art Center’s most popular permanent collection is Franz Marc’s “Die grossen blauen Pferde (The Large Blue Horses). When was your last museum visit and what drew you there? Do you have a favorite local Twin Cities museum? Is there a museum you avoid, and if so, why?

A different thought - not entirely unrelated! Same visit, my son had a gathering of friends at his home and he introduced me to a friend who enjoys making digital art. Another friend approached who enjoys painting portraits of famous people. We obviously share a passion for art. I wished I had asked them if either of them have visited the Denver museums of late. Is the very fact that we didn’t talk about the local museums an interesting point?

Another thought - also not entirely unrelated! My current “art read” is Zen in the Art of Writing by Ray Bradbury. In the chapter of the same title he discusses the process of making art for its own sake rather than in pursuit of money or fame. He states “that to do so you are either making art to please a tiny audience that can only beat an Idea insensible and then to death, or a large audience that wouldn’t know an Idea if it came up and bit them.”

Who do you think he is talking about? Is the answer to some of the questions asked earlier, somewhere in the chasm between these two?

Well, now I leave you with all of these unanswered questions and one poem.

Wendy Peterson

We Have Our Arts So We Won’t Die of Truth - Ray Bradbury

Know only Real? Fall dead.

So Nietzsche said.

We have our Arts so we won’t die of Truth.

The World is too much with us.

The Flood stays on beyond forty days,

The sheep that graze in yonder fields are wolves.

The clock that ticks inside your head is truly Time

And in the night will bury you.

The children warm in bed at dawn will leave

And take your heart and go to worlds you do not know.

All this being so

We need our Arts to teach us how to breathe

And beat out blood; accept the devil’s neighborhood,

And age and dark and cars that run us down,

And clown with Death’s-head in him

Or skull that wears Fool’s crown

And jingles blood-rust bells and rattles groans

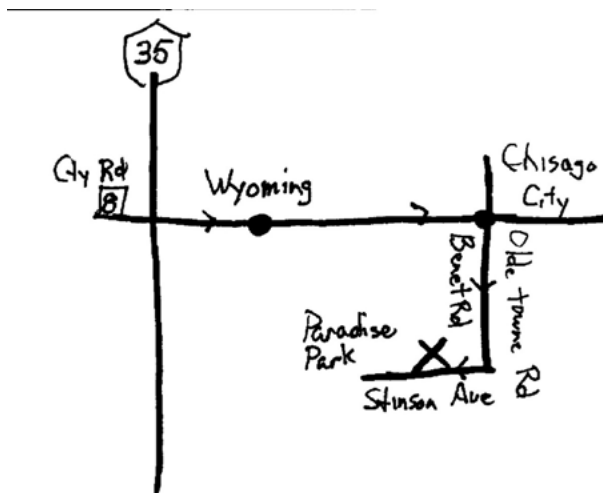
To earthquake-settle attic bones late nights.
All this, this, this, all this—too much!
It cracks the heart!
And so? Find Art,
Seize brush. Take stance. Do fancy footwork. Dance.
Run race. Try poem. Write play.
Milton does more than drunk God can
To justify Man's way toward Man.
And maundered Melville takes as task
To find the mask beneath the mask.
And homily by Emily D. shows dust-bin Man's anomaly.
And Shakespeare poisons up Death's dart
And of gravedigging hones an art.
And Poe divining tides of blood
Builds Ark of bone to sail the flood.
Death, then, is painful wisdom tooth;
With Art as forceps, pull that Truth,
And plumb the abyss where it was
Hid deep in dark and Time and Cause.
Though Monarch Worm devours our heart,
With Yorick's mouth cry, "Thanks!" to Art.



Upcoming Events

July 8 Paint Out, Tuesday from 4pm – 7pm.

This coming July join us for our annual Paint Out, or you may call it our annual plein air event. We are planning our event just north of Forest Lake at Paradise Park. It is located in Chisago City. There is a beautiful lake, wonderful large trees, a beach, shelter, a children's play area, and of course, bathrooms. You have many options to choose from for an outdoor scene. It will also be a great chance to learn from others about techniques and the process of preparation for outdoor painting itself. Directions are: (Think Taylor's Falls) Take I-35 to County Road 8, and turn east driving past Wyoming to a street in Chisago City called Olde Towne Road. (Your GPS unit may refer to it as Benet Road.) Take a right turn to Stinson Ave., which is about a block, then you'll see the sign for Paradise Park and a right turn into the parking lot. Hope to see you there.



September 9, Kathe Drake demo on Still Life.

New Brighton Community Center, Room 224, 7pm – 9pm

Many people work with outdoor scenes, but have you ever tried doing a still life painting? Or even had questions about doing the background for it, objects to use, starting with an underpainting, etc. Come to this meeting and hear what options and techniques Kathe Drake uses when she does her still life paintings. Her presentation will include home marketing techniques, subject matter, background choices and more.



Kathe Drake is an award-winning pastel and oil painter. Like many artists, she has been creating art since childhood. She graduated from the University of Minnesota with a minor in art and furthered her studies at the Minnesota River School of Fine Art, where she went on to teach pastel painting. Most of Kathe's work is created directly from life. She is particularly drawn to feminine subjects - women and their clothing as well as to flowers, fruits and vegetables. Even common place objects gain significance when carefully viewed and incorporated into her still life's. She says "because the visual world is so rich with possibilities, I find there are endless variation to capture in all that I see."

Kathe's work has been in several national and international shows.

She will have three of her paintings in the LCPS exhibit coming up at the

Frameworks Gallery in Highland Park of St. Paul. So, do come to her presentation and learn more about Still Life painting.

October 14, Fred Somers demo

Location TBA somewhere in Northfield

Many of you know Fred, and for those who don't, come to the demo and be totally enthralled. Fred Somers has been painting full-time since 1975 at his farm-home-studio near Northfield, MN. His oil and pastel paintings, known for their peaceful sensitivity, reflect themes from the land. Whether in intimate views of grass, rocks and water with reflections of light and sky, or in spacious vistas of the countryside he seeks to share the hidden places of nature. He has won too many awards to be listed here and he is now internationally recognized as a great pastel artist, listed in the Hall of Fame. Don't miss it.



November 10, Cheri Ginsburg demo with PanPastel

New Brighton Community Center, Room 224, 7pm – 9pm

Cheri Ginsburg is an award-winning pastel, pen & ink artist, and sculptor. Ginsburg's extensive travels throughout North America, Europe, Costa Rica and parts of Africa, as well as her fondness for the American Southwest and home state of Nebraska, influence her work as she experiments with bringing her interpreted landscapes to life with exquisite color and detail. Her work is often recognized by a sense of tranquil serenity regardless of subject matter or medium. In her own words she says: "Having come from a background of stone and bronze sculpture; I was instantly intrigued by the hands on feel of working with pastel. Then, totally by accident, I discovered PanPastel while looking for a blacker black... and something clicked. The colors were yummy, I liked the ease of using the pallets, and the tools gave me that sculptural feeling I missed from my stone sculpting days. And then there was that soft effect I loved. And the rest is history."

STEVE BUDAS

LCPS Program Chair

Minneapolis, Minnesota

Members Meeting

Lorenzo Chavez Workshop Overview

This past May we were privileged to experience an amazing workshop taught by Lorenzo Chavez from Colorado. Our excitement was high and he did not disappoint! From start to finish Lorenzo shared his knowledge and expertise with humbleness and warmth.

Lorenzo brought us back to the basics from the get go by taking a deep dive into composition, shapes, value, edges, line, texture and color. He emphasized the importance of thumbnail sketches and studies to really hone in on how a painting will be set up. He mentioned that in many of his paintings he spends most of his time in the planning and underpainting stages. Notan sketches can be an invaluable tool to assist with basic structure and shapes. Variety in shapes adds interest! We don't want our shapes to be the same size since that captures the eye for all the wrong reasons. It's also important to figure out where your center of interest is and to plan how you will lead the viewers eye through the painting. Two of Lorenzo's favorite books on composition are "Elementary Principles of Landscape Painting" by John F. Carlson and "Composition of Outdoor Painting" by Edgar Payne.



Lorenzo's years of experience painting outdoors is apparent in his understanding of light, edges and color in landscapes. He talked about the 3 types of light; direct light, sky light and reflected light and how they react and shift on flat plains and upright plains. Fun tip! The blue of the sky is always in the shadows; flat plains in shadow have the strongest blues and upright plains in shadow have less blue. There is so much to see and experience in nature. Most of the subtle beauty that the eye can capture in the shadows and the delicate shift in values and edges is totally lost when looking at a photo. How can you paint how an edge "feels" from a photo? Lorenzo couldn't stress enough the importance of painting outside so one can really experience and see the colors and values from life. It will take everyone's paintings to the next level for sure!

Lorenzo also shared some fascinating insights about color and the shifts that happen as our view goes off into the distance. Atmospheric perspective here we come! Did you know yellow is the quickest color to fade as you look into the distance? Yellow will change to yellow/violet and change to blue/gray as it goes into the distance. Blue will be steady. Red goes from yellow/red to red/blue to muted violets. An overcast day has warm shadows and cool sunlight vs. a sunny day which has cool shadows and warm sunlight. So much to learn, see and REMEMBER!



Throughout the entire 3 days, Lorenzo kept bringing us back the basics of composition and it was the theme of the workshop as he assisted everyone with their paintings and pushed us to consider those important elements. Where is your focal point? How are your shapes; is there variety? Are you creating the feeling of distance? Is your mark making and line work directing the viewer's eye to where you want it to go? Get some blue in your shadows! Check out artist, Tara Will, for a great example of line work.

We were all in agreement that Lorenzo really helped us to see and use composition principles. His passionate enthusiasm for nature and painting was evident as he painted and taught. It was a joy to behold! It's evident that he is living one of his favorite quotes. "When you follow your bliss, doors will open." Joseph Campbell



Lorenzo has a new Youtube Channel with pastel demos.

To check it out go to: <http://www.youtube.com/@LorenzoChavezArt>

We had an amazing group of painters at our workshop. Thank you so much everyone for your support and attendance!

Sending wishes for us all to embrace and follow our bliss! Happy painting!

Gwen and Becky

LCPS Workshop Co-Chairs



RECAP OF THE MAY DEMO

There were 25 people who attended the Lorenzo Chavez demo on May 15. Lorenzo jumped right into it with an image of a familiar and favorite location of his. He did refer to the tools he primarily uses when he is doing pleine air painting. His pastels were primarily Rembrandt with a few tertiary colors. His primary paper is made by Hanson. He does vary the color of paper on occasion, but they would be mostly a warm grade, which is a good undertone for his works.



He divides his paper into thirds, both horizontally and vertically, since spacing is very important for him. This technique came primarily from his portrait days. He looks at both the positive and negative spaces of his elements in the picture. He also looks for variations in his drawing, because he is not wanting to do a duplicate of his image. The focus is on the shapes in the picture. When he works with clouds, he wants them to be different shapes. He does add and subtract elements while he is painting, but mostly it's subtraction. One does not have to copy exactly what they see. On occasion he will use a paper towel to help spread the pigment around. He moves the pigment around for texture and to be a foundation, but not for anything in particular. He tends to start with the dark colors, but in this case, he began with the mild tones.



After having painted for awhile he tends to look for what is dark, medium and light in his painting. As he said: "Value does all the work, but color gets the credit." What he has noticed in his pleine air experiences, is that distant whites are actually warmer than the closer whites, when it comes to clouds. He does pleine air painting for the direct experience and connection with nature. When you are sketching in nature, it is more to gather knowledge and information. He does not consider it a work of art. When he paints in the studio, it is more an exercise of remembering what you can of the original experience. He did answer questions as he worked on his painting. One response was to practice doing clouds on small pieces of paper. Practice as often as you can.

STEVE BUDAS

LCPS Program Chair Minneapolis, Minnesota



FRED SOMERS WORKSHOP OCTOBER 13, 14 & 15, 2025

‘Paint what you love, walk in the light.’ ~Fred Somers

The Lake Country Pastel Society is excited to announce that our very own Fred Somers will be teaching a three day in-studio workshop Monday-Wednesday, October 13-15, 2025. It will be held in his home studio near Northfield, MN.



Fred has painted in pastels for almost 50 years and has been a member of LCPS since its beginning 25 years ago. After teaching drawing, painting and printmaking at St. Olaf and Carlton College, he moved to his farm home studio and began his adventure as a freelance artist, painting in pastel and oil. His paintings, known for their peaceful sensitivity, reflect themes from the land. In Fred’s words, “I love painting woods, fields and streams, interpreting vistas and intimate views.” He incorporates goldleaf into many of his paintings, giving a luminosity unique to Fred’s work. His pastel paintings of the Big Woods State Park, which is near his home, were chosen for the 1996 Minnesota State Park permit design. Fred continues painting as well as teaching workshops throughout the US and in Sweden.


His numerous awards include the 2020 induction into the Pastel Society of America Hall of Fame. An IAPS Master and Eminent Pastelist, Fred is also a signature member of the PSA and an Associate of Oil Painters of America. He has been named American Swedish Artist of the Year and Great River Greening’s Landscape Artist of the Year. Fred’s paintings have been featured in many books, magazines and journals.

This will be a hands-on workshop with demonstrations, slide presentations and plenty of one-on-one instruction. Fred will introduce materials and techniques that he has developed, including dry drawn and wet poured pastel pigment. Students will explore new ways of seeing that can enhance each individual’s style. There may also be an opportunity to do some plein air painting.

Working in Fred’s studio and gallery, students will be surrounded by his beautiful paintings and immersed in his creative space. An inspiration in and of itself, this will truly enhance the learning experience. Having painted full-time from this farm site since 1975, Fred proudly states, “Painting this rural place I call home, this one spot where I’ve been planted like a tree, by the streams of water, I paint what I love, I walk in the light.”

This workshop is bound to fill up fast so don’t hesitate to register! You’ll find forms below.

Becky Jokela and Gwen Solberg
Workshop co-chairs



Initial Registration Form

FRED SOMERS WORKSHOP – LAKE COUNTRY PASTEL SOCIETY – OCTOBER 13, 14 & 15, 2025

Name: _____

Address: _____

Cell Phone: _____ Other: _____

E-mail: _____

Amount enclosed: _____ \$100 Down Payment OR

_____ \$415 Full Payment (\$455 non-members)

Make check payable to **LAKE COUNTRY PASTEL SOCIETY** or **LCPS** and mail to:

Gwen Solberg, LCPS Workshop
1033 Tamarack Lane
Lino Lakes, MN 55014

FRED SOMERS WORKSHOP – LAKE COUNTRY PASTEL SOCIETY – OCTOBER 13, 14 & 15, 2025

*Return this portion with balance by **SEPTEMBER 13, 2025***

Name: _____

Address: _____

Cell Phone: _____ Other: _____

E-mail: _____

Amount enclosed: _____ \$315 due if initial payment was \$100 (\$355 non-members)

Make check payable to **LAKE COUNTRY PASTEL SOCIETY** or **LCPS** and mail by **09/13/2025** to:

Gwen Solberg, LCPS Workshop
1033 Tamarack Lane
Lino Lakes, MN 55014

Lake Country Pastel Society - Annual Judged Exhibition - Touch of Color
Frameworks Gallery, St Paul, Minnesota
July 19-August 22, 2025

Opening Reception and Awards Ceremony

July 26, 6:00 - 8:00 pm

Judge of Awards: Suzann Beck

Suzann is a Minneapolis-based fine artist working in realism with the mediums of oil, pastel and charcoal. She specializes in portraiture. suzannbeck.com

This year's show promises to be one of our best yet! We will have over 80 pieces on display by thirty two local pastel artists!

New this year - Enhanced Awards Opportunities

As a result of the generosity of our sponsors, we are able to offer an enhanced awards opportunity as part of our judged exhibit. Recipients of several awards will have the opportunity to choose from the traditional cash award or a higher-value product award .

Here is a full list of awards:

Frederic D. Somers Award - \$100

Pastel Society Award - \$100

Outdoor Painters Society Award - \$100

1st Prize - Sponsored by Terry Ludwig Pastels - choice of \$150 or a product gift certificate valued at \$180

2nd Prize - Sponsored by Holbein Pastels - choice of \$100 or a set of 48 Holbein Pastels valued at \$155

3rd Prize - \$75

Awards of Merit (2) - \$50

Honorable Mentions (2) - Sponsored by Dick Blick - choice of \$30 or a product gift card valued at \$40

People's Choice Award - Sponsored by Dian Townsend Pastels - choice of \$25 or a set of 16 "Mystery Set" Dian Townsend Pastels valued at \$55*

IMPORTANT DATES

July 14-15, 10:00 am-7:00 pm - Drop off artwork at gallery

July 26, 6:00 pm - 8:00 pm - Opening Reception

August 23, 10:30 am - 6:00 pm - Pick-up artwork at gallery

Frameworks Gallery - 2022A Ford Pkwy, St Paul, MN 55116

<https://www.frameworks-gallery.com/>

Questions:

Steve Budas - [steveb1339\(at\)usinternet.com](mailto:steveb1339@usinternet.com)

Wendy Peterson - [wlpeteking\(at\)gmail.com](mailto:wlpeteking@gmail.com)

Challenge

JUNE CHALLENGE - INTO NATURE - SPONSORED BY DICK BLICK

Theme: Anything that celebrates our beautiful natural world.

It was a busy month preparing works for our Frameworks show deadline. I'm guessing that might be why I received only TWO entries this month.

But how lovely they are!!!

This month's Challenge award recipients are Kim Adams Kang for her owl painting and Sandy Gildersleeve for her flower painting.

They will each receive an ArtGraf Artists Tailor Chalk - in Sanguine.



BLICK[®]
art materials

Jan Johnson

Many thanks to Red Wing Arts for another successful Plein Air event and to judge Nina Weiss for awarding me an Open Class Merit Award. The weather wasn't perfect for painting, but I loved the fragrant air and lush colors. The exhibition features many beautiful paintings and runs through August 24. Redwingarts.org

Open Class Award of Merit



Maiden Rock Valley #1 by Janice Nelson Johnson

Wendy Peterson

I will be teaching three beginning level pastel classes at White Bear Center for the Arts. Visit whitebeararts.org to register.

Introduction to Pastels - July 2, 2025 9:30-12:30pm - \$54 Member/\$67 Non-Member

Get a primer on different pastel products and materials, the basic painting process, and how to store and frame your work. Learn and practice basic mark-making techniques to create a small painting.

Beginning Pastel Painting - July 9 & 16, 2025 9:30-12:30 - \$81 Member/\$102 Non-Member

Through a combination of lecture, demonstration and plenty of hands-on painting time, you will learn the four basic stages of the pastel painting process: planning, foundation/underpainting, developing your painting and evaluating and problem solving. All four stages will be covered in class, however the emphasis will change each quarter. The Spring session was focused on color. For the Summer 2025 session we will be focusing on underpainting. Each student will create two different underpaintings for their reference. We will then develop one of these through the final phase in class. Class size is limited to allow for plenty of one-on-one guidance.

November 8, 2025 9:30am-4:00pm (sneak preview, not yet available to register): - Same class description as above but for the Fall 2025 session we will be focusing on developing your painting, including staying true to our intention, developing your style through color and mark-making and a discussion about edges. Class size is limited to allow for plenty of one-on-one guidance.

Pastel Painting: Developing Your Skills - July 9 & 16 1:00-4:00 - \$81 Member/\$102 Non-Member

Take all the skills you learned in Intro to Pastels and Beginning Pastel Painting to create your own pieces with one-on-one guidance.

Lisa Stauffer

I will be teaching a Plein Air class in Pastel, July 7-11 including a nocturne (weather permitting!)

More details below and under workshops on my website at- lisastauffer.com

I would be delighted to see your smiling face in class!

Plein Air Painting in Pastel

\$495.00

Workshop Dates: 7/7/2025- 7/11/2025, 9:30-4:30, may adjust hours around the nocturne painting

Location: Grand Marais, MN

To be announced, primarily outdoors

Grand Marais Minnesota 55604

United States

Class Description: Paint outside with pastel in beautiful Grand Marais. The basics of outdoor painting will be discussed throughout the week. You will learn to choose your own subject, improve your skills in design, composition and drawing, consider painting fundamentals, and more. Instructor demonstrations, personal assistance at your easel and group critiques will give us a chance to learn as we explore plein air (outdoor) painting in a fun and supportive environment.

Do plan to bring all the equipment you will need for your own painting set-up and comfort during our days of painting, watching my demonstrations and enjoying the beauty of Grand Marais and Cook County.

Contact me for registration information (you can mail a check, or pay with cash on the first morning. Feel free to call or email with any questions that you have about class.

lksart@aol.com

lisastauffer.com

218-720-5888 cell, please leave a message

When you register for the class you will receive a supply list to help with planning. You will want a car or transportation to get to our painting locations. We will need to be flexible if it is raining. We will try a dusk/sunset painting, the nocturne date may change if the weather dictates that. Location and timing details and supply list will be sent when you register.

I would be delighted to see your smiling face in class!



**DIANE TOWNSEND
ARTISTS' PASTELS**



**TERRY
LUDWIG
PASTELS®**

Michelle Wegler



An exhibit of my pastel paintings is on exhibit at the Lake Avenue Cafe/restaurant in Canal Park, Duluth. The show runs through September 4 and features scenes of Duluth and the North Shore.

Kristina Rodby

I applied and have been asked to participate in Studio West Art Tour this September.

Studio West Art Tour is early autumn ramble through the art studios and creative spaces of Minneapolis' western metropolitan communities. Here's your chance to meet and greet some great artists from Minnesota and beyond, check out their work and even drive home with an original piece of art, pottery, textile and more.

Save the dates!

September 13, 2025, 10am - 5pm

September 14, 2025, 11am - 5pm

It's back and it's better than ever!

[The Friends of the Hopkins Center for the Arts](#) is excited to present Studio West Art Tour, an early autumn ramble through the art studios and creative spaces of Minneapolis' western metropolitan communities.

Built on the tradition of the long-running Lake Minnetonka Studio Tour, Studio West expands the geographic reach. For both Host & Guest Artists it is a unique opportunity to connect with new audiences and collectors. Tour-goers will enjoy a self-guided experience exploring new territories of art-making, discovering both fresh talent and the latest work by established favorites.

More artists. More locations. Presented by the Friends of Hopkins Center for the Arts.

Janice Johnson, Lias Stauffer, and Michelle Wegler

Janice Johnson, Lias Stauffer, and Michelle Wegler represented pastelists in the 2025 Red Wing Plein Air. Congratulations to Janice for First Place in the Oen category!



Steve Budas

Both Nancy Punderson Parr and Steve Budas will be doing a joint exhibit at the Presbyterian Church in South St. Paul. It is a first major exhibit for both of them. With over 40 paintings on display, it will be a great pleasure to see so many works of art all done in pastel.


Nancy Punderson Parr started her journey into the medium of pastels after being inspired by a visit to the 2021 Lake Country Pastel Society LCPS members show in Hopkins, MN. She tends to paint whatever interests her on a given day and enjoys the challenge of a new subject. Light, shadow and reflected light intrigue her.

Steve has only been painting for five years, but feels confident enough to showcase many of his works of art. Some of the pastels he is using were inherited from his father, including the easel he currently uses. His works are not only landscapes, but include birds, flowers the night sky and a few buildings. He likes to use rich colors in many of his paintings.

The exhibit will be open from July 1 through August 27th at the First Presbyterian Church in South St. Paul. The First Presbyterian Church is a beautiful venue located at 535 - 20th Avenue North in South St. Paul.

Rita Kirkman

Rita Kirkman has been invited to exhibit at the 10th Anniversary International Pastelists Special Exhibition, produced by the Pastel Art Promotion Association of Taiwan. The exhibit will take place July 29 to August 11, at the Chiang-Kei Shek Memorial Hall, Taipei, Taiwan. Rita has sent several small paintings to be included!



Some of Rita Kirkman's paintings included in the PAPAT 10th Anniversary International Pastelists Special Exhibition



Learn from over 20 master pastel artists in three days... Don't miss Pastel Live 2025! (September 2025) Rita Kirkman is excited to announce that she has been invited to be on faculty and will be doing a 90 minute portrait demo. Go to <https://pastellive.com/psl2025?ref=bhecyuou> and use the code "KIRKMAN" for 10% off your ticket!

Rita Kirkman "Methods in Pastels" workshop: Spaces still available, Aug 18-20, 2025, in Midland TX, contact Dee Kemp or Sherry Thomas, deckemp@gmail.com or thomasstudioart432@gmail.com



Board of Directors

President

Wendy Peterson

Vice President

OPEN

Treasurer

Susan Warner

Secretary

Nancy Dahlof

Program Chair

Steve Budas

Exhibit Chair

OPEN

Workshops

Becky Jokela

Public Relations

OPEN

Mentoring Program

Eileen France

Membership Chair

Michelle Wegler

Historian and

Newsletter Chair

Dian Dewi

Past co-Presidents

Christine Tierney

Pat Duncan

LCPS 2025 Calendar

July

1 - Newsletter

1 - Board member - 5.30PM-7PM - Zoom

8 - LCPS Member Meeting - Paint-out - Forest Lake

14-15 - DROP OFF ARTWORK for TOUCH OF COLOR SHOW

19- TOUCH OF COLOR SHOW - LCPS ANNUAL JUDGED EXHIBITION

26 - TOUCH OF COLOR RECEPTION

August

1-20 - Painting Challenge

23 - PICK UP ARTWORK - FRAMEWORKS - 10:30 AM -6:00 PM

September

1 - Newsletter Published

2 - LCPS ZOOM Board Meeting

9 - LCPS Member Meeting - Still Life Demonstration - Guest Artist - Kathe Drake

30 - Deadline to enter WINTER SHOW at Boreal Art Loft

October

1-20 - Painting Challenge

13-15 - WORKSHOP - FRED SOMERS

14 - EXTRA LCPS Member Meeting - Fred Somers Demonstration - LOCATION: Northfield, MN



New Brighton Community Center
400 10th Street NW
New Brighton, MN 55112

In case of bad weather

LCPS will email members by noon the day of the meeting and will contact people who don't have email.

If you have questions, contact Wendy Peterson

